

Vector Compact®

18K-30K BTU/hr Self-Contained Systems

Photo courtesy of Cruisers Yachts



VCD24SZ/1 shown

The Vector Compact series of self-contained marine air conditioners offers 18K-30K BTU/hr of cooling and heating. All

models offer direct expansion operation in a compact, low-profile unit, with a seawater-cooled condenser and a choice of controls. Vector Compact units are designed for installation under a settee or berth, in a locker or cabinet, or other convenient location.

All Vector Compact models feature high-velocity (HV) blowers. All blowers are insulated to prevent secondary condensation, and are fully rotatable for flexibility during installation.


The SVCD30 is a seawater-cooled package unit with a single 30,000 BTU/hr compressor/condenser and dual 16,000 BTU/hr evaporator/HV blowers mounted back to back on a single platform.

It is designed to provide maximum air conditioning capacity with a smaller footprint than two separate self-contained units. Return air is drawn from one or two

compartments across both evaporator coils. Discharge air can be ducted to two or more different spaces.

SVCD30 Key Benefits

- Less expensive and less space than two separate units.
- Easier seawater hookup with no manifold required.
- HV blower.
- Stainless-steel chassis.
- Exposed components coated with Heresite for corrosion protection.



SVCD30SZ/1 shown

VCD 18K-24K Key Benefits

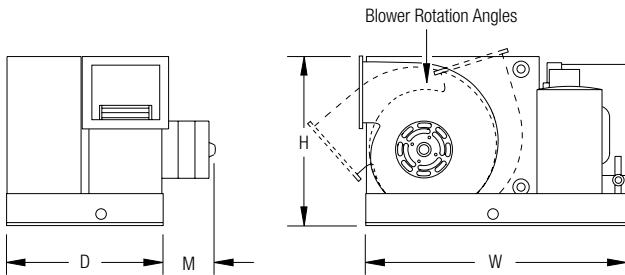
- Compact design reduces unit size by up to 25% of the original Vector Rotary's size.
- High-velocity blowers.
- Patented design increases cooling capacity and dehumidification.
- Unique compressor and reversing valve mounting reduces vibration.
- Blowers are fully insulated and rotatable.
- Electrical box installed on unit within footprint dimensions eliminates additional installation labor and space requirements.
- High-efficiency rotary (18K) and scroll (24K-30K) compressors provide reduced amperage, quieter operation, less weight, and improved reliability.
- Condenser coil's cupronickel-encased copper shell construction provides maximum heat transfer and high corrosion resistance.
- Evaporator coil employs an enhanced fin design and rifled copper tubing to provide maximum capacity.

Technical Specifications for Vector Compact®

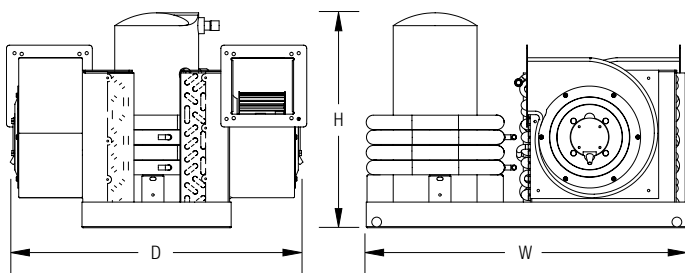
Model ⁽¹⁾	VCD18K/1-HV			VCD24K/1 ⁽²⁾		SVCD30	
Capacity BTU/hr ⁽³⁾	18,000			24,000		30,000	
Voltage (VAC)	115	208-230	220-240	208-230	220-240	208-230	220-240
Cycle (Hz)/Phase (Ph) ⁽⁴⁾	60/1	60/1	50/1	60/1	50/1	60/1	50/1
Full Load Amps (FLA) Cool	11.2	5.3	5.4	7.1	8.1	6.8	9.0
Full Load Amps (FLA) Heat	15.5	7.2	7.4	9.7	10.6	9.9	12.0
Locked Rotor Amps (Comp)	79.0	38.0	30.0	54.0	56.0	59.0	56.0
Kilo-Volt-Amps (KVA)	1.8	1.7	1.8	2.2	2.5	N/A	N/A
Max. Circuit Breaker (Amps)	45.0	20.0	20.0	35.0	40.0	N/A	N/A
Min. Circuit Ampacity (Amps)	27.0	14.0	14.0	21.0	24.0	N/A	N/A
R-417A Refrigerant (oz/kg)	17/482			16/454		22/624	
Height (in/mm)	15.50/394 ⁽⁵⁾			19.25/489 ⁽⁵⁾		16.00/407	
Width (in/mm)	21.00/533			24.75/629		23.00/585	
Depth (in/mm)	12.00/305			15.25/387		25.00/635	
Motor Overhang (in/mm)	1.00/25 ⁽⁶⁾			N/A		N/A	
Min. Duct Size Dia. (in/mm)	7.00/178			8.00/203		N/A	
Min. Supply Grille (in ² /cm ²)	100.00/645			140.00/903		N/A	
Min. Return Grille (in ² /cm ²)	200.00/1290			240.00/1548		N/A	
Net Weight (lbs/kg)	63.8/28.9			120.0/54.4		130.0/59.0	
Gross Weight (lbs/kg)	73.0/33.1			130.0/58.9		145.0/65.8	

Notes:

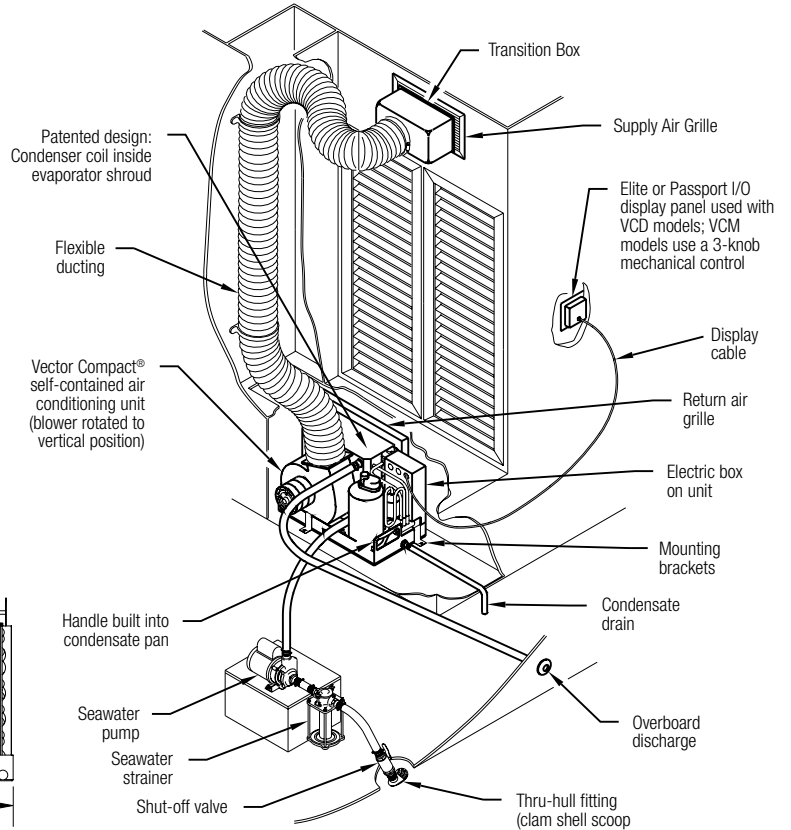
- ⁽¹⁾ VCD indicates Elite or Passport I/O climate controls; VCM indicates mechanical controls.
- ⁽²⁾ Contains high-efficiency scroll compressor.
- ⁽³⁾ BTU and electrical data are based on a 45°F/7.2°C evaporator and 100°F/37.8°C condenser in cool mode, and a 45°F/7.2°C evaporator and 130°F/54.4°C condenser in heat.
- ⁽⁴⁾ Standard 60Hz units may be operated at 50Hz and reduced voltages. However, there will be a 17% reduction in capacity in that application. In order to achieve full capacity at 50Hz, a dedicated 50Hz unit must be used. **Note:** 50Hz units must not operate at 60Hz.
- ⁽⁵⁾ Height with blower in horizontal position. When blower is rotated to down position, height will be 14" (356mm) for VC*18K and 18" (457mm) for VC*24K.
- ⁽⁶⁾ Motor is inside blower on HV units. However, allow 1.00"/25mm for blower ring flange on that side.



VC*18K and VC*24K



SVCD30



Dealer:

DOMETIC MARINE

2000 N. Andrews Ave. Ext. I Pompano Beach, FL 33069 USA | 954-973-2477 | Fax 954-979-4414
www.DometicUSA.com | MarineSales@DometicUSA.com

United States & Canada Tech Support

8:00 AM to 5:00 PM Eastern Time: 800-542-2477
After hours and weekends: 888-440-4494

International Sales & Service:

Europe & the Middle East: Call +44(0)870-330-6101
For all other areas visit our website to find your nearest distributor.

