



FX10-P Condensing Unit Shown

Type F Models: 5-16,000 BTUs

Type F is a versatile series of seawater-cooled direct expansion condensing units, which can be used with Cruisair manual switches or SMX series microprocessor control systems.

All Type F units are reverse-cycle heat pumps for cooling and heating. When running in the reverse-cycle mode, the Type F unit provides heat in seawater temperatures down to 40°F (4°C). Cruisair auxiliary duct heat modules can be used to provide supplementary heat in very cold water.

The Type F assembly includes a dependable reciprocating-type compressor, a cupronickel refrigerant condenser, reversing valve, refrigerant receiver and accumulator, and other electrical and mechanical components on a single chassis with rubber, vibration-isolating mounts. All models can be ordered with an optional drain pan.

The Type F condensing unit is designed for installation in the boat's engine room or other mechanical space, along with the seawater pump and associated plumbing. Multiple condensing units can be rack mounted to save space. Copper tubing is used to carry refrigerant between the condensing unit and the cooling/heating units, which are located in the boat's living spaces.

The unit is not affected by moisture, vibration or ambient temperatures up to 140°F (60°C). No ventilation is needed and all components are ignition protected.

Type F units are pre-charged at the factory with R-22 refrigerant gas, which is released into the refrigerant tubes and cooling/heating unit when the system is installed. Installation and final charging of the system must be performed by a certified technician using EPA approved equipment.

Type F models are available for 115 or 230V, 50 or 60 Hz or 230V, 60Hz AC power. Larger Type F models (20,000-72,000 Btu/hr) are covered on a spec sheet L-0194.

Features

Type F 5,000-16,000 Btu/hr Condensing Units

- Reverse-cycle seawater cooled condensing units
- 115 and 230V, 50/60 Hz; 220/240V 50 Hz models
- Ignition protected
- Dependable reciprocating compressor
- Properly-sized accumulator and receiver
- Rubber isolation mounts

WFAH Series

- For use with standard rotary switch assembly
- Wiring hookup on color-coded terminal strip
- High pressure switch

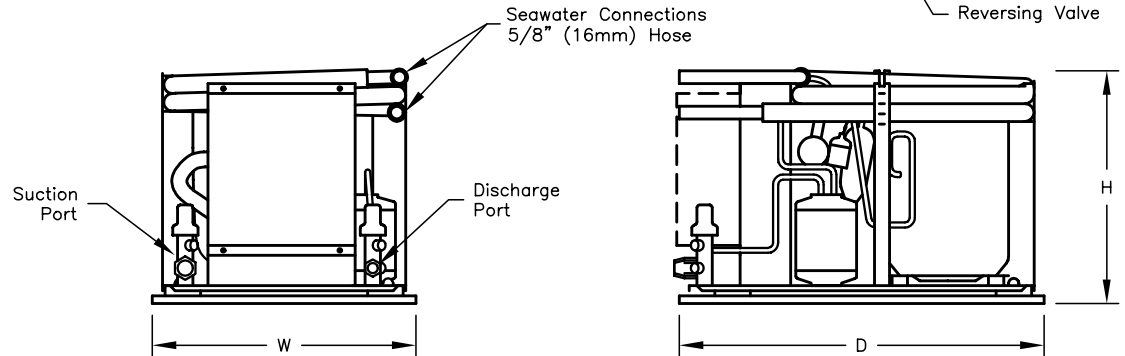
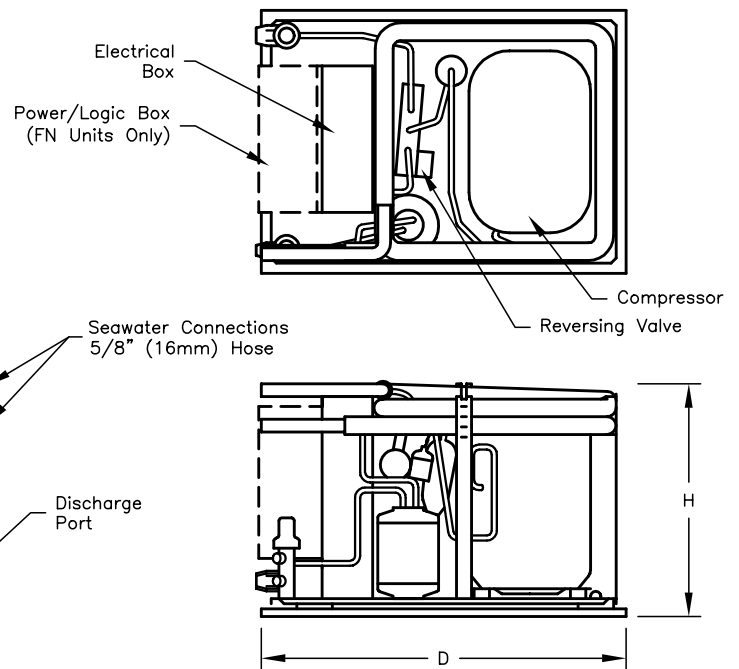
FX Series

- For use with SMX II control system
- SMX II power/logic module included on unit
- High and Low pressure switches
- Two-year warranty on new systems

FN Series

- For use with SMX Net control system
- SMX Net power/logic module, with Net software, included on unit
- High and Low pressure switches
- Two-year warranty on new systems

Unit Capacity (Btu/hr)	Refrigerant Connections (Male Flare)		Seawater Flow Rate (gpm/lpm)
	Discharge	Suction	
5,000	1/4"	3/8"	1.7/6
7,000	1/4"	3/8"	2.3/9
10,000	1/4"	3/8"	3.3/13
12,000	1/4"	3/8"	4.0/15
16,000	1/4"	1/2"	5.3/20



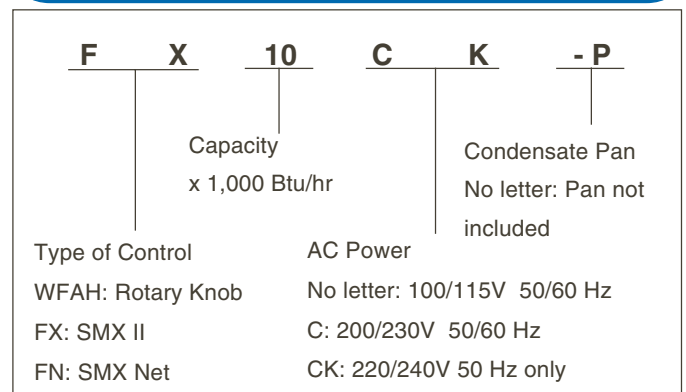
TECHNICAL SPECIFICATIONS

Model	Capacity (Btu/hr)	Voltage VAC	Full Load Amp	Freq. (Hz)	H (in/mm)	W (in/mm)	D (in/mm)	Weight (lb/kg)
WFAH5, FX5, FN5	5,000	115	7.2	60	12.75/324	13.0/331	18.0/458	52/23.7
WFAH7, FX7, FN7	7,000	115	8.7	60*	12.75/324	13.0/331	18.0/458	54/24.6
WFAH7C, FX7C, FN7C	7,000	230	4.5	60*				
WFAH7CK, FX7CK, FN7CK	7,000	220/240	3.3	50				
WFAH10, FX10, FN10	10,000	115	11.4	60*	12.75/324	13.0/331	18.0/458	62/28.2
WFAH10C, FX10C, FN10C	10,000	230	6.0	60*				
WFAH10CK, FX10CK, FN10CK	10,000	220/240	5.3	50				
WFAH12, FX12, FN12	12,000	115	12.0	60*	12.75/324	13.0/331	18.0/458	65/29.6
WFAH12C, FX12C, FN12C	12,000	230	6.4	60*				
WFAH12CK, FX12CK, FN12CK	12,000	220/240	6.2	50				
WFAH16, FX16, FN16	16,000	115	14.0	60*	12.75/324	13.0/331	18.0/458	67/30.5
WFAH16C, FX16C, FN16C	16,000	230	6.7	60*				
WFAH16CK, FX16CK, FN16CK	16,000	220/240	7.4	50				

*115V, 230V, and 440V 60 Hz equipment can be operated at 100V, 200V, or 380V respectively, in a 50 Hz environment. In such a 50 Hz environment, performance will decrease by 17%. Full rated capacity can be obtained by specifying Cruisair "CK" equipment.

NOTE: Compressor starting current will vary with voltage and is approximately 3-4 times the full-load amps.

INTERPRETING MODEL NUMBERS



Dometic Corporation
Environmental Systems

P.O. Box 15299 • Richmond, VA 23227-0699 USA • Phone: 804-746-1313 • Facsimile: 804-746-7248
2000 N. Andrews Ave. Ext. • Pompano Beach, FL 33069-1497 USA • Phone: 954-973-2477 • Facsimile: 954-979-4414
Fleets Industrial Estate • 26 Willis Way • Poole, Dorset BH15 3SU, England • Phone: +44(0)870 3306101 • Facsimile: +44(0)870 3306102

Email: sales@cruisair.com • Website: www.cruisair.com

Revised: 09-27-04 L-0200