



SXF10-1 Model Shown

Features

- New 18,000 BTU/HR model now available in 115V, 208-230V/60Hz and 230-240V/50Hz.
- The 18K model is built with a high velocity blower.
- Now includes a return air filter and remote electric box
- 5,000 - 24,000 BTU/HR
- Low profile, compact unit
- Reverse cycle for heating and cooling
- High efficiency rotary (5-18K) or scroll (24K) compressors
- 115V & 230V, 50/60 Hz, and 220-240V, 50 Hz units available

SXF Models

- SMX II Power/Logic box included with unit
- Pre-installed temperature sensor
- Use with the SMXir or SMXIIAB keypad/display (not included)

SHF Models

- Use with SSA type 3-knob switch assembly (not included)

SHF and SXF Self-Contained Models

The StowAway F is a series of reverse cycle, self-contained marine air conditioners. All models offer direct expansion operation in a compact, low profile unit, with a seawater-cooled condenser and a choice of controls.

The StowAway F unit is designed to be installed under a settee or berth, in a locker or cabinet, or other convenient location. A return air grill should be located close to the unit, with the discharge air ducted to a supply air grill high in the cabin.

SHF and SXF units are complete air conditioners, and includes the following components: compressor, condenser, evaporator, blower, reversing valve, high pressure safety switch, return air filter, run capacitor, wiring harness, electrical box, and a mounting kit with hold-down clamps and drain fittings. A condensate drain pan surrounds the entire base of the unit and also acts as the mounting chassis.

High efficiency rotary compressors offer quiet operation and light weight, with low starting and running power requirements. The 24,000 BTU/HR unit uses an efficient scroll compressor.

The unique seawater condenser design places it in the blower shroud to minimize unit size. The condenser coil is constructed of spiral, fluted cupronickel encased in a copper shell. The evaporator coil has rifled tubing and lanced fins to increase heat transfer between the cabin air and the refrigerant.

The squirrel cage blower is insulated to prevent secondary condensation and reduce noise. The blower can be rotated to most any angle for flexible installation. Optional high velocity blowers are available for 7-16K models.

Two different "F" type StowAway models are available, each with a different control. SHF units use the SSA3 type 3-knob switch assembly, which is sold separately. SXF units include the SMX II power/logic box and temperature sensor, and use the SMXir or SMXIIAB keypad/display. The keypad display and cables are sold separately.

StowAway units are designed for easy installation and serviceability. All units are pre-charged with R-22 refrigerant, eliminating the need for field charging, and are fully tested at the factory. *Units charged with R-417A (non HCFC) refrigerant are also available.*

Sizes are available in 5,000 to 24,000 BTU/HR, and for operation on 115VAC or 230VAC, 50 or 60 Hz. Full performance 240VAC, 50 Hz units are also available.

In addition to the basic StowAway unit, the following components are required to complete the installation and are **sold separately**: seawater-cooling system (pump, through-hull, strainer, seacock, hose, etc.), air distribution system (duct and grills), hose adapter and controls.

Unit Dimensions

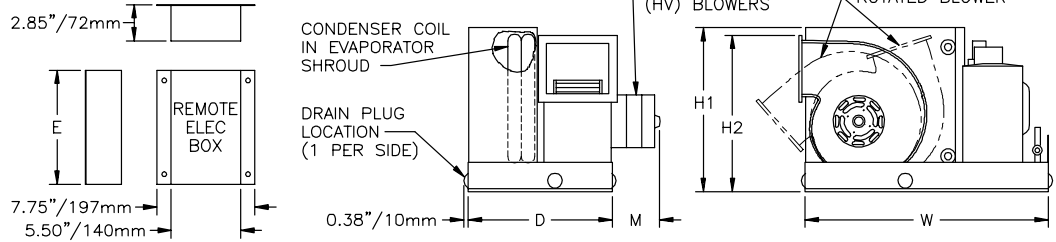
Unit BTU/Hr	H1 (in/mm)	H2 (in/mm)	W (in/mm)	D (in/mm)	M (in/mm)	E (in/mm)
5,000	11.25/286	10.50/267	16.50/419	9.00/229	3.75/95	8.80/224
7,000	11.50/292	12.25/311	18.00/457	9.63/245	3.25/83	8.80/224
10,000	12.25/311	13.50/343	19.25/489	9.63/245	3.75/95	8.80/224
12,000	13.00/330	13.63/346	19.25/489	9.63/245	3.75/95	8.80/224
16,000	13.63/346	13.63/346	19.25/489	11.38/289	4.00/102	8.80/224
18,000	14.00/356	15.50/394	21.00/533	12.00/305	1.00/25	9.60/244
24,000	18.00/457	19.25/489	24.75/629	15.25/387	3.50/89	9.60/244

H1 = Height to top of evaporator coil.

H2 = Height to top of blower; blower may be rotated downward below H1.

Dimension "D" (depth) of 10 & 12K-HV units is 10.50"/267mm.

Dimension "M" (motor overhang on standard units) is 1.00"/25mm on HV units.



TECHNICAL SPECIFICATIONS

Model Number	Capacity (Btu/hr)	Voltage (VAC)	Freq. (Hz) ¹	Cool Amps	Heat Amps	Starting Amps ²	Airflow (cfm/cmh)	Weight (lb/kg)
SHF/SXF5-1 SHF/SXF5CK-1	5,000	115 220-240	60 50	5.2 2.7	6.3 3.2	19 10	150/260	42/19.1
SHF/SXF7-1 SHF/SXF7C-1 SHF/SXF7CK-1	7,000	115 208-230 220-240	60 60 50	6.3 2.8 3.2	7.8 3.6 3.7	23 11 11	200/340	49/22.1
SHF/SXF10-1 SHF/SXF10C-1 SHF/SXF10CK-1	10,000	115 208-230 220-240	60 60 50	8.9 4.2 4.5	11.1 5.3 5.3	33 16 16	350/600	55/24.9
SHF/SXF12-1 SHF/SXF12C-1 SHF/SXF12CK-1	12,000	115 208-230 220-240	60 60 50	10.9 4.9 4.8	12.9 6.0 5.8	39 18 17	380/650	56/25.4
SHF/SXF16-1 SHF/SXF16C-1 SHF/SXF16CK-1	16,000	115 208-230 220-240	60 60 50	11.7 5.8 5.7	14.7 7.2 7.0	44 22 21	480/820	64/29.0
SHUF/SXUF18/1-HV SHUF/SXUF18C/1-HV SHUF/SXUF18CK/1-HV	18,000	115 208-230 220-240	60 60 50	11.2 5.3 5.4	15.5 7.2 7.4	47 22 22	540/920	74/33.6
SHF/SXF24C-1 SHF/SXF24CK-1	24,000	208-230 220-240	60 50	7.1 8.1	9.7 10.6	29 32	700/1190	120/54.5

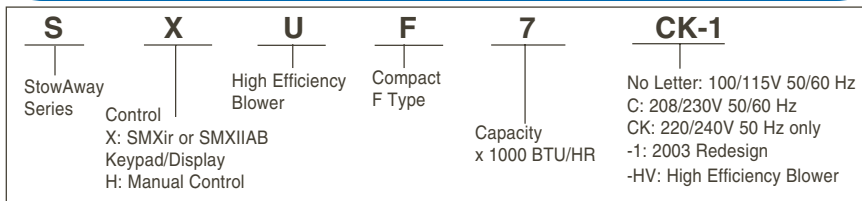
NOTE:

- Some standard 60Hz units may be operated at 50Hz, at reduced voltages. However, there will be a loss in capacity, and the amp draw may be higher or lower than listed. Dedicated 50Hz units are available that provide full capacity, but these cannot be operated at 60Hz. For more information regarding compressor voltages, refer to field notice #192-B3 on Dometic Corporation - Environmental Systems' Customer News & Information website.
- The starting amps shown are approximate, and will vary with voltage and load.

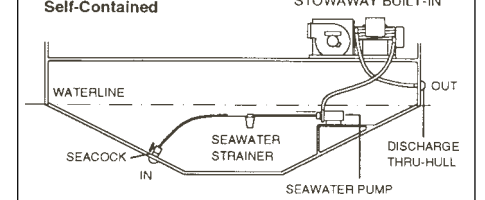
RECOMMENDED GRILL & DUCT SIZES

Unit Capacity BTU/Hr	Minimum Return Air Grill Size (sq in/cm)	Minimum Discharge Grill Size (sq in/cm)	Recommended Duct Size (in/mm)
5,000	64/413	32/206	4/102
7,000	80/516	45/290	5/127
10,000	100/645	60/387	6/152
12,000	130/839	70/452	6/152
16,000	160/1032	80/516	7/178
18,000	200/1290	100/645	7/178
24,000	240/1548	140/903	9/229

INTERPRETING MODEL NUMBERS



Typical Plumbing Installation Self-Contained



Dometic Corporation
Environmental Systems

P.O. Box 15299 • Richmond, VA 23227-0699 USA • Phone: 804-746-1313 • Facsimile: 804-746-7248
2000 N. Andrews Ave. Ext. • Pompano Beach, FL 33069-1497 USA • Phone: 954-973-2477 • Facsimile: 954-979-4414
Fleets Industrial Estate • 26 Willis Way • Poole, Dorset BH15 3SU, England • Phone: +44(0)870 3306101 • Facsimile: +44(0)870 3306102

Email: sales@cruisair.com • Website: www.cruisair.com

Revised: 09-20-04 L-2006